





	Tuesday 16th June 2020 <u>Home Learning – Year 2 – Term 6 week 3</u>
Reading 	<p>Re-read yesterday's non-fiction text which can be found on Monday's home learning. You can read this with an adult or sibling. Once you have done this answer the questions on page 3.</p>
Writing 	<p>This week we will be writing a persuasive letter to Mrs Rankin to convince her as to why bees are important and why we should protect them. To make sure we have a strong argument in our letter we need to discover some facts about them to include.</p> <p>Today, you will be watching the following 2 videos and making notes on why bees are important. Remember when making notes we do not need to write in full sentences. Write down the key information that you think will be important for persuading Mrs Rankin that we need to look after the bees and stop them becoming endangered.</p> <ul style="list-style-type: none"> • Why bees are important https://www.youtube.com/watch?v=YaaQUGPXtnU • Facts about the importance of bees. https://www.youtube.com/watch?v=6CxCTyxRFh0 <p>Write your notes in your home learning book. There is an example on page 4 of how you could set it out.</p>
Maths 	<p>Term 6 week 2</p> <p>In this lesson we will be using number bonds and derived facts relating to 1000.</p> <p>Please click on the link below to access the lesson and task. https://classroom.thenational.academy/lessons/to-use-known-number-bonds-and-derive-related-facts-to-1000-using-the-con/</p>
Topic 	<p>Today, you are going to be designing your own menu of meals for a minibeast café. Now this will be a café with a difference. You will use your favourite meals as ideas to design meals with minibeasts in them. For example, you may love macaroni cheese and in the minibeast café you could call it macaroni slug slime and this would be made out of slugs and slime. Remember to add your prices.</p> <p>Look on page 5 for more ideas of how to complete the work. Have fun and be creative.</p> <p>Remember we love seeing what you have been up to so don't forget to send pictures into info@arkblacklandsprimary.</p>
PE 	<p>Why don't you time yourself for 30 seconds and see how many of each of the following activities you can do. All you need is a watch or clock and a little bit of space.</p> <ul style="list-style-type: none"> • Star jumps • Jumping up and down

	<ul style="list-style-type: none"> • Hopping • Sit ups • Press ups. <p>Do it all once then when you have finished do it again and see if you can beat your score. Better still, challenge a grown up to see who can do more in 30 seconds. Don't forget to write down your scores.</p>
<p>Fabulous Finish</p> 	<p>Recommended reading Don't forget to do at least 20 minutes Reading for Pleasure! We recommend: Annasi and the turtle https://www.bbc.co.uk/teach/school-radio/audio-stories-anansi-and-turtle/zbxp6v4 This is an audio book and has the words to read.</p> <p>Maths: Why not give this online ordering and sequencing activity a go? https://www.topmarks.co.uk/ordering-and-sequencing/caterpillar-ordering</p> <p>Spellings: Your spellings this week are words that end in -el. You are going to practice the second half today which include two yellow words and these words are:</p> <p>Angel, cancel, vowel, level everybody, busy</p> <p>Make sure you practise each word five times. If you're unsure of the meaning of a word, ask a grown up or use a dictionary.</p>

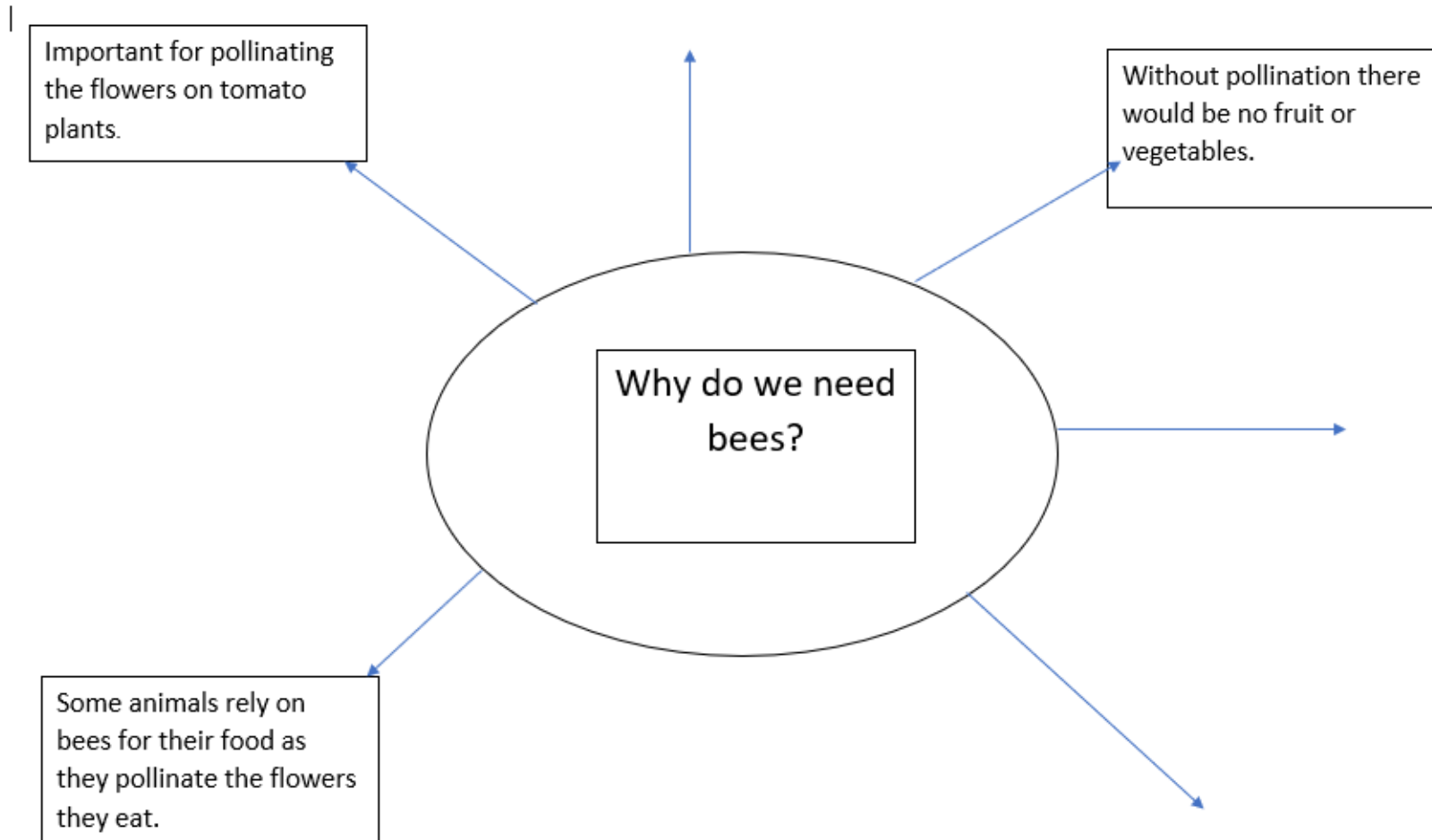
Reading questions

- 1) Join the parts of the snail on the left to their function on the right. The first one has been completed for you.



Long tentacles		Makes a silver slime to help the snail glide.
Shell		Holds the snail's eyes and used to smell.
Eyes		Used to feel their way around and to taste
Foot		Found on the long tentacles
Short tentacles		Protects the snail's body and stops them from drying out.

- 2) What do snails like to eat?
- 3) How do snails move? Which body parts do they use?
- 4) What causes a snail to leave a silver trail behind?
- 5) What does nocturnal mean?



Topic Work

Decide on the meals you are going to have on the menu, write them out neatly and don't forget to add a price on them. See below for examples. Remember to add a picture to make the menu appealing.

