








Please access our morning EYFS teams meeting at 10.30am here:

https://teams.microsoft.com/l/meetup-join/19%3ameeting_Njg2NmY4ZGUtNzU0MS00NjIwLTlhM2ItZmM3OTgzM2I3ZGVk%40thread.v2/0?context=%7b%22Tid%22%3a%2200cb1474-a534-468d-829f-636ece32c24c%22%2c%22Oid%22%3a%227e059c4d-flba-4408-b93c-e72469338286%22%7d

Please access our afternoon EYFS teams meeting at 1pm here:

https://teams.microsoft.com/l/meetup-join/19%3ameeting_NzdhZTIhZiQrYTQwMi00ZG02LWEIMT0tMWMzYjNmNWYyNjA0%40thread.v2/0?context=%7b%22Tid%22%3a%2200cb1474-a534-468d-829f-636ece32c24c%22%2c%22Oid%22%3a%227e059c4d-flba-4408-b93c-e72469338286%22%7d

 Wednesday 12th May 2021 Remote Learning - Reception	
<p>Phonics</p> 	<p>Take part in the daily Read Write Inc. phonics lesson by using the relevant links below. Remember, you only have to access the films specific for your phonics level. If you are not sure which level you are, please email the school for more information.</p> <p>Phonics Levels: Set 1 sounds (ng)</p> <p>Speed Sound – https://schools.ruthmiskin.com/training/view/L6pOCCox/84Ob2V17</p> <p>Green Word Reading – https://schools.ruthmiskin.com/training/view/jqtquC2f/Pkp8ItE4</p> <p>Green Word Spelling – https://schools.ruthmiskin.com/training/view/EVdVldOd/kymkCyr2</p> <p>Phonics Levels: Set 2 sounds (ir)</p> <p>Green Word Reading – https://schools.ruthmiskin.com/training/view/0eGbTU6f/6laiFphj</p> <p>Green Word Spelling – https://schools.ruthmiskin.com/training/view/5fCielsl/9dg5iK0q</p>
<p>English</p> 	<p>Watch today's English lesson with Ms Caush here: https://youtu.be/g8ZeCRIIAuo</p> <p>In today's lesson we are going to continue to build on our story of 'The Very Hungry Tadpole'.</p> <p>We are going to think of what other foods our Very Hungry Tadpole might have eaten later on in the week. This is your chance to be really creative - maybe they could eat a huge, sticky waffle or a hot slice of yummy pizza!</p>
<p>Maths</p> 	<p>For your maths learning, we would like you to use the Maths Mastery lessons for Reception children created by Oak National Academy. They can be accessed here: https://classroom.thenational.academy/lessons/exploring-place-value-68tqpd</p> <p>In this lesson, we are going to explore place value using objects. You will use a tens frame to place objects and to help count them you can draw one easily on paper. Although children will also explore the use of number cards, this is additional to the objective and the main focus of the learning should be on practising counting and placing objects accurately.</p>
<p>Topic</p> 	<p>Mr Evans is going to show you how to create a habitat for either a frog or a caterpillar. Use whatever boxes or containers you have lying around the house or even go into the garden and use the real thing if you can such as grass, twigs or leaves. It might be a good idea to use something other than water if you are making a pond though!</p> 
<p>Story time</p> 	<p>Follow the link here to listen to Mrs Walpole read 'I Want to be Much More Bigger Than You' by Lauren Child: https://youtu.be/ulPtEyzlXGk</p>

Remember to post your photos, videos and observations on EExAT, so that we can see your hard work and help you with your learning.