





Tuesday 7 <sup>th</sup> July 2020 <b>Home Learning – Year 2 -Term 6- Week 6</b>	
Project work 	<p>Today you will be continuing making your board game!</p> <p>Your task is to <b>design a board game based on minibeasts.</b></p> <p>Today you will be writing instructions for your game!</p> <p>On page 2 there is a good example of instructions. Read this to help you with your instructions for your game!</p> <p><b>Steps to success for your instructions:</b></p> <ol style="list-style-type: none"> <li>1. Use 'How To' in the title.</li> <li>2. Use time conjunctions.</li> <li>3. Use imperative verbs e.g. roll, move (bossy verbs).</li> <li>4. Write short, clear sentences.</li> </ol> <p>You can use the lines on page 3 and 4 to write if you wish.</p> <p><b>Don't forget, your game should include lots of the exciting facts you have learnt about minibeasts over the last five weeks!</b></p>
Maths 	<p>In this lesson, we will be learning to recognise the inverse relationship between multiplication and division</p> <div style="border: 1px solid black; padding: 5px; margin: 10px 0;"> <p><b>Please click on the link below to access the lesson and task:</b></p> <p><a href="https://classroom.thenational.academy/lessons/to-recognise-the-inverse-relationship-between-multiplication-and-divisio">https://classroom.thenational.academy/lessons/to-recognise-the-inverse-relationship-between-multiplication-and-divisio</a></p> </div>
PE 	<p><b>Tune into a workout led by Joe Wicks most mornings at 9am!</b></p> <p><a href="https://www.youtube.com/user/thebodycoach1">https://www.youtube.com/user/thebodycoach1</a></p> <p><b>You could also try this week's challenges for the Virtual Sussex Games!</b></p> <p><a href="https://www.activesussex.org/virtual/">https://www.activesussex.org/virtual/</a></p>
Fabulous Finish 	<p><b>Don't forget to do at least 20 minutes Reading for Pleasure!</b></p> <p><b>We recommend:</b></p> <p>Read Ugly Duckling and Friends by Hans Christian Andersen.</p> <p><b>Click here: <a href="#">Ugly Duckling and Friends</a></b></p>



# How To Plant A Sunflower Seed

## What you need:

- A small pot
- Soil
- Seeds
- Watering can
- Water



## What you do:

- First, fill the pot with soil to just below the top.
- Then, add a little water to the soil.
- Next, carefully put 1 or 2 seeds onto the soil.
- Cover the seeds with a little more soil.
- Gently pour more water onto the soil.



## Top Tip:

Water the soil everyday to help your sunflower grow.





