








**Please access our morning EYFS teams meeting at 10.30am here:**

[https://teams.microsoft.com/join/19%3ameeting\\_Njg2NmY4ZGUtNzU0MS00NjIwLTlhM2ItZmM3OTgzM2I3ZGVk%40thread.v2/0?context=%7b%22Tid%22%3a%2200cb1474-a534-468d-829f-636ece32c24c%22%2c%22Oid%22%3a%227e059c4d-flba-4408-b93c-e72469338286%22%7d](https://teams.microsoft.com/join/19%3ameeting_Njg2NmY4ZGUtNzU0MS00NjIwLTlhM2ItZmM3OTgzM2I3ZGVk%40thread.v2/0?context=%7b%22Tid%22%3a%2200cb1474-a534-468d-829f-636ece32c24c%22%2c%22Oid%22%3a%227e059c4d-flba-4408-b93c-e72469338286%22%7d)

<div style="text-align: center;">  <p><b>Tuesday 11th May 2021</b> <b>Remote Learning - Reception</b></p> </div>	
<p>Phonics</p> 	<p>Take part in the daily Read Write Inc. phonics lesson by using the relevant links below. <b>Remember, you only have to access the films specific for your phonics level.</b> If you are not sure which level you are, please email the school for more information.</p> <p><b>Phonics Levels: Set 1 sounds</b></p> <p>Speed Sound – <a href="https://schools.ruthmiskin.com/training/view/zMp2C55k/rFom9max">https://schools.ruthmiskin.com/training/view/zMp2C55k/rFom9max</a></p> <p>Green Word Reading – <a href="https://schools.ruthmiskin.com/training/view/xY6PPotd/KIHNUsvP">https://schools.ruthmiskin.com/training/view/xY6PPotd/KIHNUsvP</a></p> <p>Green Word Spelling – <a href="https://schools.ruthmiskin.com/training/view/choHcdug/T4qwPfrQ">https://schools.ruthmiskin.com/training/view/choHcdug/T4qwPfrQ</a></p> <p><b>Phonics Levels: Set 2 sounds</b></p> <p>Green Word Reading – <a href="https://schools.ruthmiskin.com/training/view/sZFKzdIL/BFpjdXz0">https://schools.ruthmiskin.com/training/view/sZFKzdIL/BFpjdXz0</a></p> <p>Green Word Spelling – <a href="https://schools.ruthmiskin.com/training/view/ti0dQ0Kp/Fv8OIC3N">https://schools.ruthmiskin.com/training/view/ti0dQ0Kp/Fv8OIC3N</a></p>
<p>English</p> 	<p>Watch today's English lesson with Mr Evans here: <a href="https://youtu.be/SJgTpzjkDE">https://youtu.be/SJgTpzjkDE</a></p> <p>In today's lesson we are going to learn how to adapt the story of 'The Very Hungry Caterpillar' to create our own story. Instead of a caterpillar, our story's leading character will be a tadpole.</p> <p>You may want to re-read the story if you have the book at home before creating your own page following the idea, 'She ate some tasty green lettuce' or 'On Tuesday she ate lots of slimy pond weed'. Remember to add your own picture!</p>
<p>Maths</p> 	<p>For your maths learning, we would like you to use the Maths Mastery lessons for Reception children created by Oak National Academy. They can be accessed here: <a href="https://classroom.thenational.academy/lessons/developing-a-sense-of-10-cmvkjt">https://classroom.thenational.academy/lessons/developing-a-sense-of-10-cmvkjt</a></p> <p>In this lesson you will sort your objects and compare the groups of objects. Of course please feel free to explore this understanding of number when cooking or gardening. The aim of the lessons this week is to gain a deeper and deeper understanding of the value of these numbers.</p>
<p>Topic</p> 	<p>Mr Evans is going to show you how to create a symmetrical butterfly in our morning teams meeting. However, if you are unable to join at this time, you can create your very own butterfly using whatever creative materials you have at home.</p> 
<p>Story time</p> 	<p>Follow the link here to listen to Mrs Paine read 'Hairy Maclary's Rumpus at the Vets' by Lynley Dodd: <a href="https://youtu.be/RyTwHI3aq9w">https://youtu.be/RyTwHI3aq9w</a></p>

**Please access our afternoon EYFS teams meeting at 1pm here:**

[https://teams.microsoft.com/join/19%3ameeting\\_NzdHtZTlhZjOtYtOwMi00ZGQ2LWEIMTQzMVVMzYjNmNWYyNjA0%40thread.v2/0?context=%7b%22Tid%22%3a%2200cb1474-a534-468d-829f-636ece32c24c%22%2c%22Oid%22%3a%227e059c4d-flba-4408-b93c-e72469338286%22%7d](https://teams.microsoft.com/join/19%3ameeting_NzdHtZTlhZjOtYtOwMi00ZGQ2LWEIMTQzMVVMzYjNmNWYyNjA0%40thread.v2/0?context=%7b%22Tid%22%3a%2200cb1474-a534-468d-829f-636ece32c24c%22%2c%22Oid%22%3a%227e059c4d-flba-4408-b93c-e72469338286%22%7d)

**Remember to post your photos, videos and observations on EExAT, so that we can see your hard work and help you with your learning.**