





Thursday 16 th July 2020 Home Learning – Year 2 -Term 6- Week 7	
Project work 	<p>Today, you'll be continuing making your board game!</p> <p>Your task is to design a board game based on minibeasts.</p> <p>Today you will be testing your game! Make sure your game works, read your instructions and make sure they make sense.</p> <p>You could:</p> <ul style="list-style-type: none"> • Edit your instructions to make them clearer. • Think about how someone can win your game, do you have points? Do you need to get to the end of the board? • Add in some maths challenges e.g if you roll a 6 you have to double it or if you roll a butterfly you have to halve your score. • Think about how many players can play at once. • Try a test run of your game, does it work? <p>Don't forget, your game should include lots of the exciting facts you have learnt about minibeasts over the last five weeks!</p>
Maths 	<p>In this lesson, we will be learning to apply knowledge of the 2 times table.</p> <p>Please click on the link below to access the lesson and task: https://classroom.thenational.academy/lessons/to-apply-knowledge-of-the-2-times-table</p>
PE 	<p>Tune into a workout led by Joe Wicks most mornings at 9am! https://www.youtube.com/user/thebodycoach1</p>
Fabulous Finish 	<p>Don't forget to do at least 20 minutes Reading for Pleasure! We recommend: The Rainbow Fish by Marcus Pfister on youtube: https://www.youtube.com/watch?v=2jQTjTe42-0</p>